

KEY FEATURES

- Designed for marine and industrial applications
- Field serviceable light engines, power supply, and housing elements
- Copper-free aluminum housing with polycarbonate or glass lens
- Approved for through-wiring of multiple units on a single circuit
- Lightweight replacement for conventional vapor-tight lights
- Built-in junction area for simplified termination
- 7 mounting options for deployment flexibility



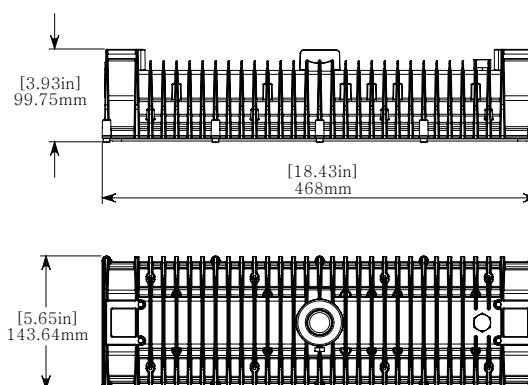
TECHNICAL SPECIFICATIONS / MAXIMUM RATINGS

HOUSING	Copper Free Aluminum and Polycarbonate Lens		
MOUNTING	See Pages 3 - 5 for MOUNTING OPTIONS		
INPUT VOLTAGE	AC: 120-277VAC** HV: 347VAC (50/60 Hz)		
RATED POWER	BL20: 17W BL40: 38W		
TYPICAL CURRENT	BL20: 120VAC, 0.14A	277VAC, 0.06A	347VAC, 0.05A
	BL40: 120VAC, 0.30A	277VAC, 0.13A	347VAC, 0.10A
CONNECTIONS	3 x 3/4" NPT Entries		
DIMMING	0-10V Dimmable, Class 1 Wiring See CHART on Page 2		
TEMPERATURE RANGE	-50°C to +65°C (Case ~30°C above ambient)		
CERTIFICATIONS	Certified to UL 1598, UL 1598A & UL 8750; CSA 22.2 No. 250.0; CSA 22.2 No. 250.13		
INGRESS PROTECTION	IP66 Suitable for wet locations. Marine Outside type (Salt water).		
COLOUR TEMP RANGE	50: 5000K Special Order: 2700-6500K (CCT)		
CRI VALUE (MIN)	50: 70		
EFFICACY (5000K)	BL20: 145lm/w BL40: 130 lm/w (5000K CCT, 120VAC typical power)		
TOTAL LUMENS (5000K)	BL20: 2540 BL40: 4475		
PROJECTED SYSTEM LIFE	>100,000hrs		
WEIGHT	2.9 kg (6.4 lbs)		

* The ambient temperature during lifetime, lumen and chromaticity determination is 25°C ± 1°C.

** Units with dimming knob and/or corded plug are rated for 120VAC and IP20 (suitable for dry/damp locations) only.

DIMENSIONS

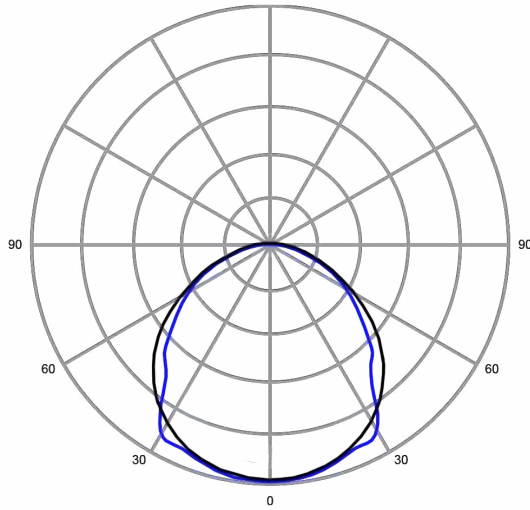


WARRANTY

Five (5) year limited warranty to the original purchaser. The warranty covers defects in materials and workmanship under normal use and service.

For additional information see:
<https://nemalux.com/legal>

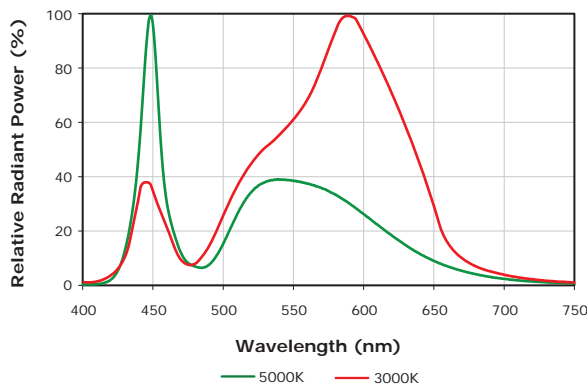
DISTRIBUTION



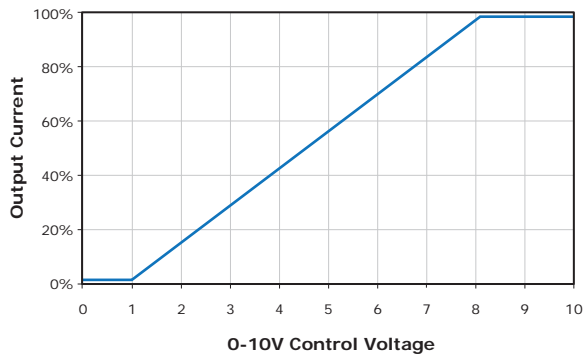
WF - Wide Beam (No Optic)

LUMEN OUTPUT (50)	
BL20	2540
BL40	4475

PHOTOMETRICS



DIMMING

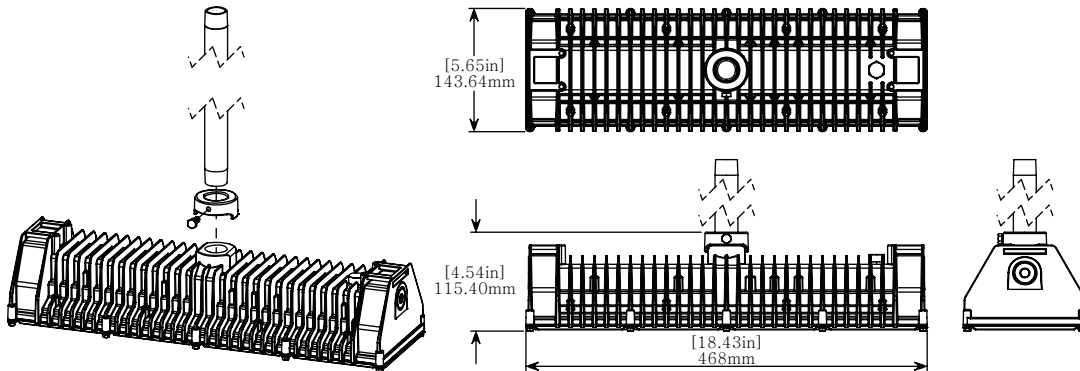


- Driver will source a maximum of 200uA for control needs
- Controller must sink current from the 0-10V control leads

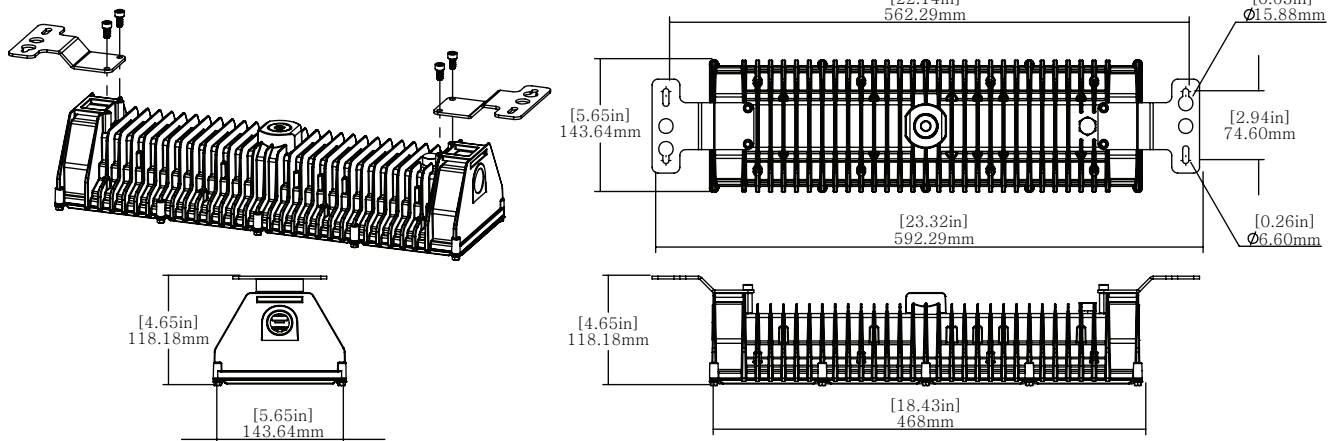
MOUNTING OPTIONS (Ordered Separately)

PENDANT/CONDUIT MOUNT (R-CC) : 3.0 kg | 6.6 lbs *Not including conduit*

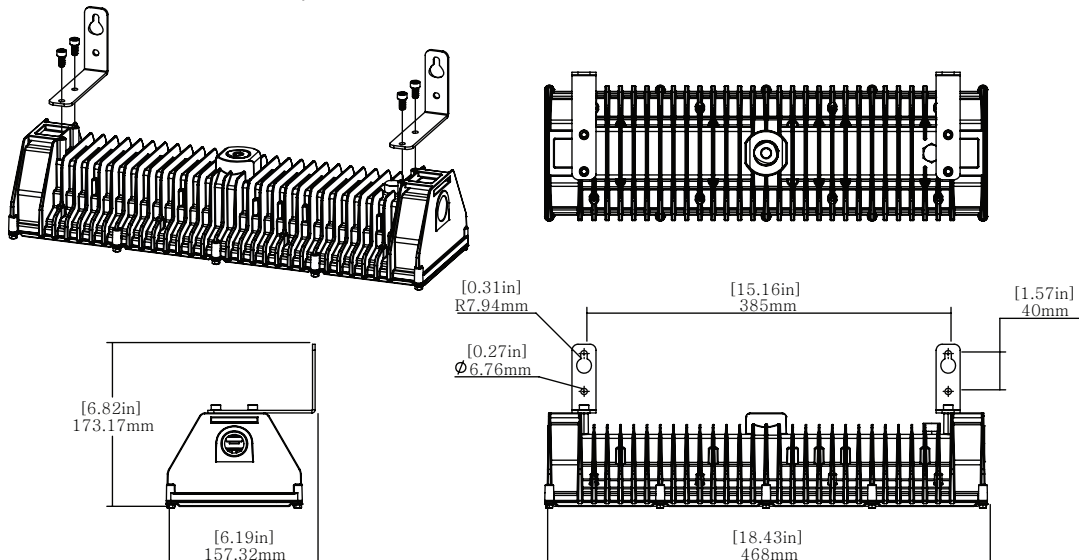
(Direct connection of BL luminaire to hanging conduit)



SURFACE MOUNT (BL-SM) : 3.2 kg | 7.0 lbs

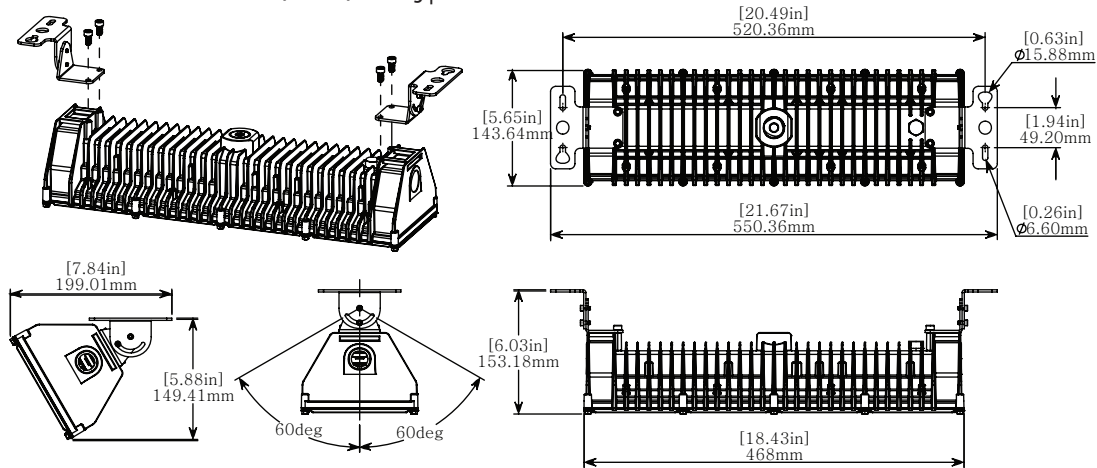


WALL MOUNT (BL-WM) : 3.1 kg | 6.8 lbs

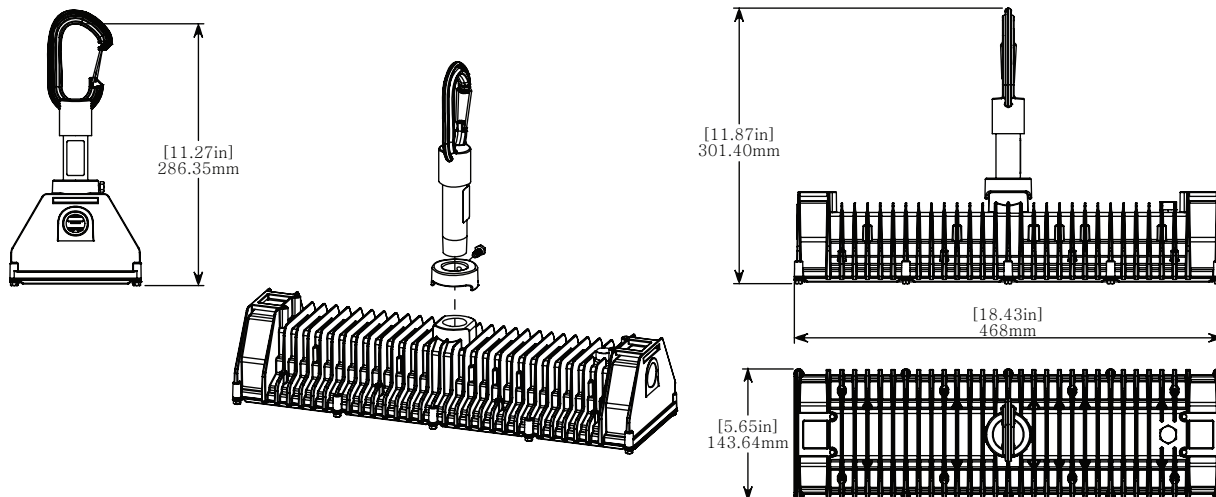


MOUNTING OPTIONS (Ordered Separately)

ADJUSTABLE YOKE MOUNT (BL-YM) : 3.3 kg | 7.2 lbs

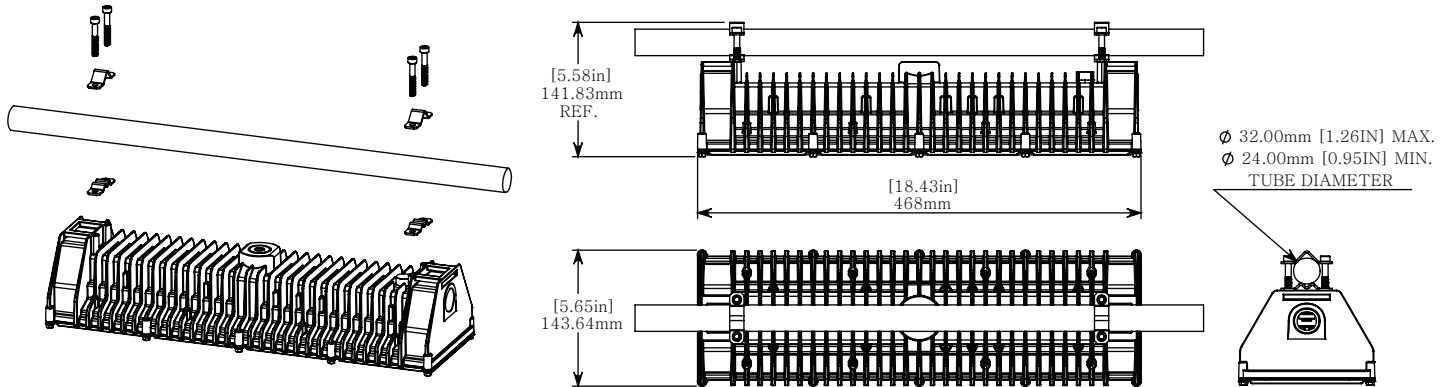


HOOK MOUNT (BL-HK) : 3.2 kg | 7.0 lbs

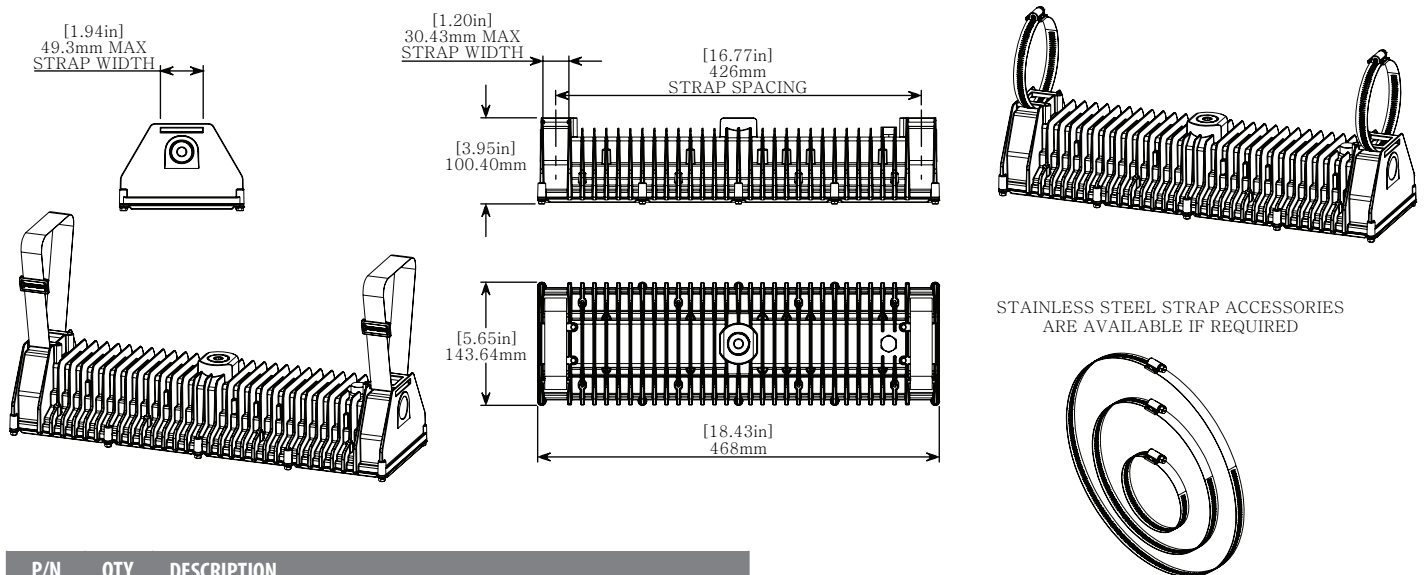


MOUNTING OPTIONS (Ordered Separately)

TUBE CLAMP MOUNT (BL-TC) : 3.2 kg | 7.0 lbs



STRAP MOUNTING : 3.1 kg | 6.8 lbs



P/N	QTY	DESCRIPTION
STS12	2	Stainless stAeel tube clamp, fits 9 3/8" to 12" tubing diameter
STS9	2	Stainless steel tube clamp, fits 7 1/8" to 9 3/4" tubing diameter
STS8	2	Stainless steel tube clamp, fits 5 5/8" to 8 1/4" tubing diameter
STS6	2	Stainless steel tube clamp, fits 4 1/8" to 6 3/4" tubing diameter
STS5	2	Stainless steel tube clamp, fits 3 5/8" to 6 1/4" tubing diameter
STS4	2	Stainless steel tube clamp, fits 3 5/16" to 4 1/4" tubing diameter
STS3	2	Stainless steel tube clamp, fits 2 9/16" to 3 1/4" tubing diameter

ORDERING INFORMATION

PROJECT NAME		TYPE
PROJECT LOCATION		
COMMENT		DATE
PREPARED BY		

MODEL SELECTOR

Sample Number: BL40-50-GY-GN-AC

MODEL	COLOUR	FINISH	LOCATION	VOLTAGE	OPTIONS
-	-	-	GN -	-	
BL20 BL40	50 - 5000K(70CRI) Special Order: 27 - 2700K, 70CRI ² 27H - 2700K, 90CRI ² 30 - 3000K, 70CRI ² 30H - 3000K, 90CRI ² 40 - 4000K, 70CRI ² 40H - 4000K, 90CRI ² 50H - 5000K, 90CRI ² 57 - 5700K, 70CRI ² 57H - 5700K, 90CRI ² 65 - 6500K, 70CRI ² 65H - 6500K, 90CRI ²	GY - Grey Special Order: WT - White ² BK - Black ² Custom finishes are available. Please contact for details. ²	GN - General Location	AC - 120-277VAC HV - 347VAC	DS - Dimming Switch ³ 515P - 6' Nema 5-15 Coded Plug ³ DP - Dimming Switch & 6' Nema 5-15 Coded Plug ³ GW - Glass window in stainless frame. ² Multiple options placed together in order code i.e DPGW for switch with plug and glass window

ACCESSORIES (Ordered Separately)³

Sample Number: BL-SM

ACCESSORY	FINISH
-	
BL-R-CC - Pendant/Conduit Mount BL-SM - Surface Mount ^{1,2} BL-WM - Wall Mount ^{1,2} BL-YM - Adjustable Yoke Mount ^{1,2} BL-HK - Hook Mount BL-TC - Tube Clamp Mount ^{1,2} BL-STSS## - Stainless Steel Straps (See pg. 4) ¹	GY - Grey WT - White ² BK - Black ²

NOTES:

1. Stainless steel mounting accessories have no colour code standard i.e BL-SM.
2. Minimum order quantities, additional costs and lead times may apply.
3. Units with dimming knob and/or coded plug are rated for 120VAC and IP20 (suitable for dry/damp locations) only.
4. Mounting hardware may be ordered with luminaire or as stand-alone hardware kits.