

### KEY FEATURES

- Designed for marine, harsh, and hazardous location use
- Field serviceable light engines, power supply, and housing elements
- Copper-free aluminum housing with polycarbonate or glass lens
- Approved for through-wiring of multiple units on a single circuit
- Lightweight replacement for conventional vapor-tight lights
- Built-in junction area for simplified termination
- 7 mounting options for deployment flexibility

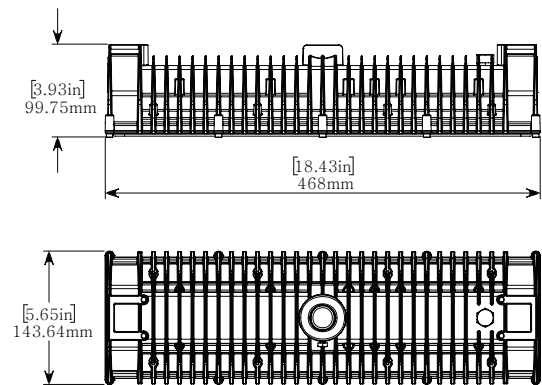


### TECHNICAL SPECIFICATIONS / MAXIMUM RATINGS

HOUSING	Copper Free Aluminum and Polycarbonate Lens
MOUNTING	See Pages 3 - 5 for MOUNTING OPTIONS
INPUT VOLTAGE	AC: 120-277VAC (50/60 Hz)
RATED POWER	<b>BL20:</b> 17W   <b>BL40:</b> 34W
TYPICAL CURRENT	<b>BL20:</b> 120VAC, 0.14A   277VAC, 0.06A <b>BL40:</b> 120VAC, 0.28A   277VAC, 0.12A
CONNECTIONS	3 x 3/4" NPT Entries
DIMMING	0-10V Dimmable, Class 1 Wiring   See CHART on Page 2
TEMPERATURE RANGE	-50°C to +65°C (Case ~30°C above ambient)
CERTIFICATIONS	Certified to UL844, UL 1598, UL 1598A & UL 8750; CSA 22.2 No. 250.0; CSA 22.2 No. 250.13; CSA 22.2 No. 137; Class I, Division 2, Groups ABCD, T4A; Class II, Division 2, Groups FG, T6; Class III; Class I, Zone 2, Groups IIC; Zone 22
INGRESS PROTECTION	IP66 Suitable for wet locations. Marine Outside type (Salt water).
COLOUR TEMP RANGE	<b>50:</b> 5000K   <b>Special Order:</b> 2700-6500K (CCT)
CRI VALUE (MIN)	<b>50:</b> 70
EFFICACY (5000K)	<b>BL20:</b> 145lm/w   <b>BL40:</b> 131 lm/w (5000K CCT, 120VAC typical power)
TOTAL LUMENS (5000K)	<b>BL20:</b> 2540   <b>BL40:</b> 4475
PROJECTED SYSTEM LIFE	>100,000hrs
WEIGHT	2.9 kg (6.4 lbs)

\* The ambient temperature during lifetime, lumen and chromaticity determination is 25°C ± 1°C

### DIMENSIONS



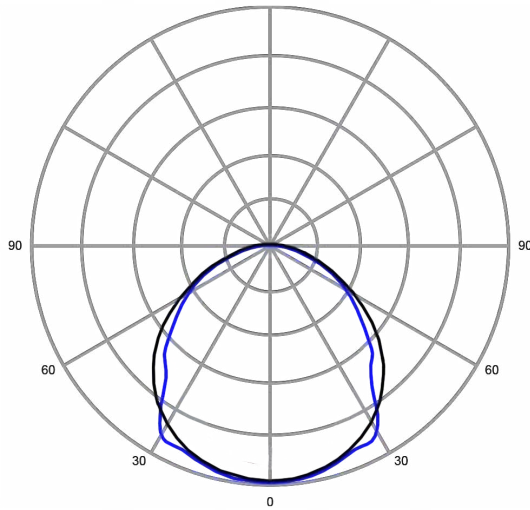
### WARRANTY

Five (5) year limited warranty to the original purchaser. The warranty covers defects in materials and workmanship under normal use and service.

For additional information see:

<https://www.nemalux.com/company/warranty-policy/>

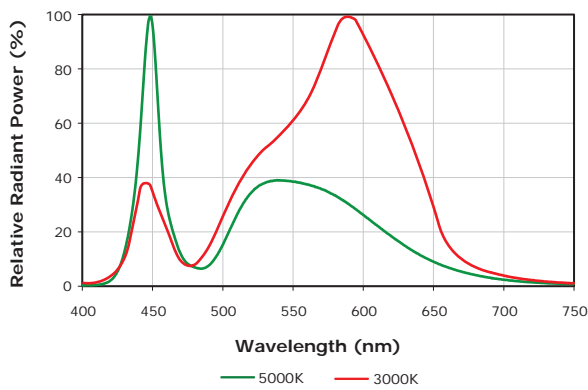
### DISTRIBUTION



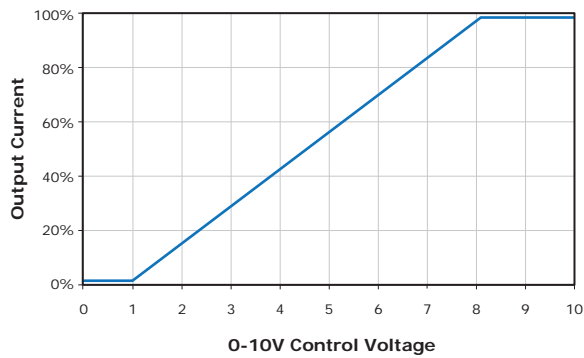
WF - Wide Beam (No Optic)

LUMEN OUTPUT (50)	
BL20	2540
BL40	4475

### PHOTOMETRICS



### DIMMING

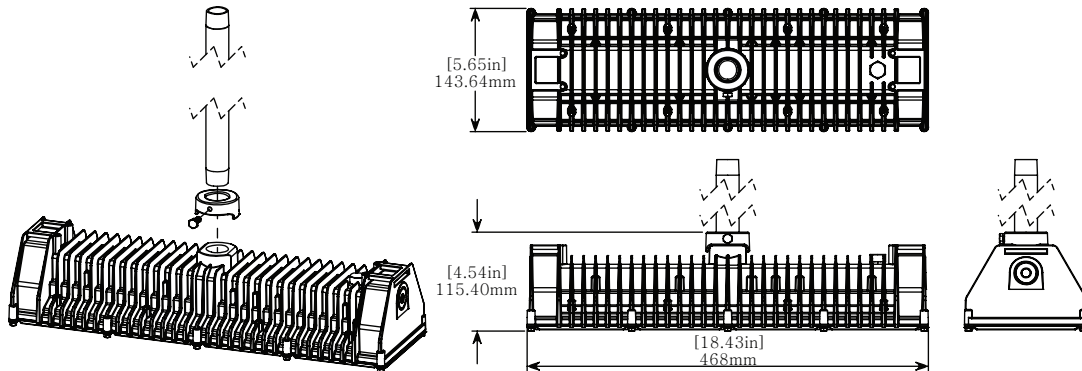


- Driver will source a maximum of 200uA for control needs
- Controller must sink current from the 0-10V control leads

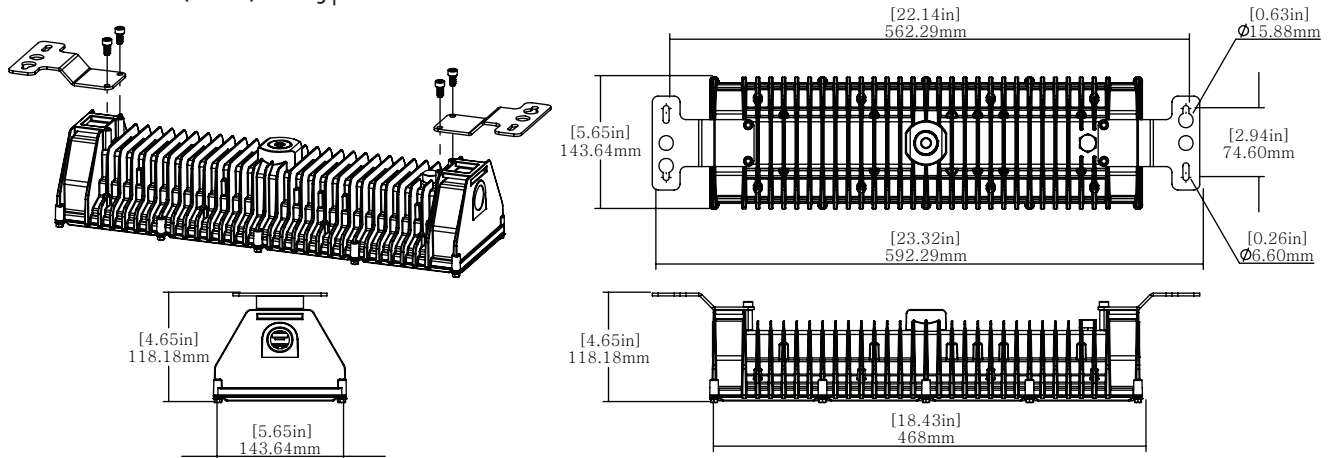
### MOUNTING OPTIONS (Ordered Separately)

PENDANT/CONDUIT MOUNT (R-CC) : 3.0 kg | 6.6 lbs \*Not including conduit\*

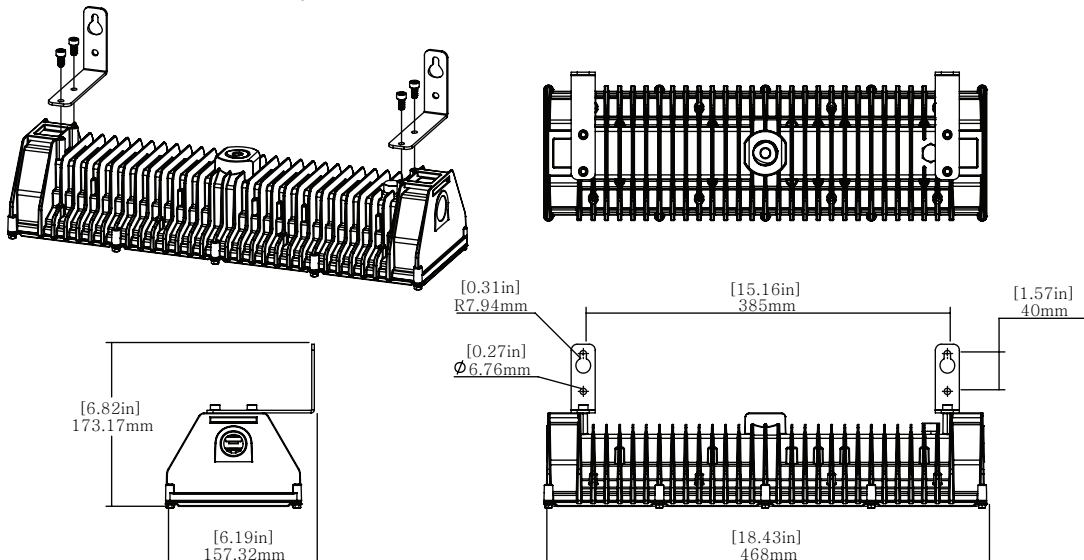
(Direct connection of BL luminaire to hanging conduit)



SURFACE MOUNT (BL-SM) : 3.2 kg | 7.0 lbs

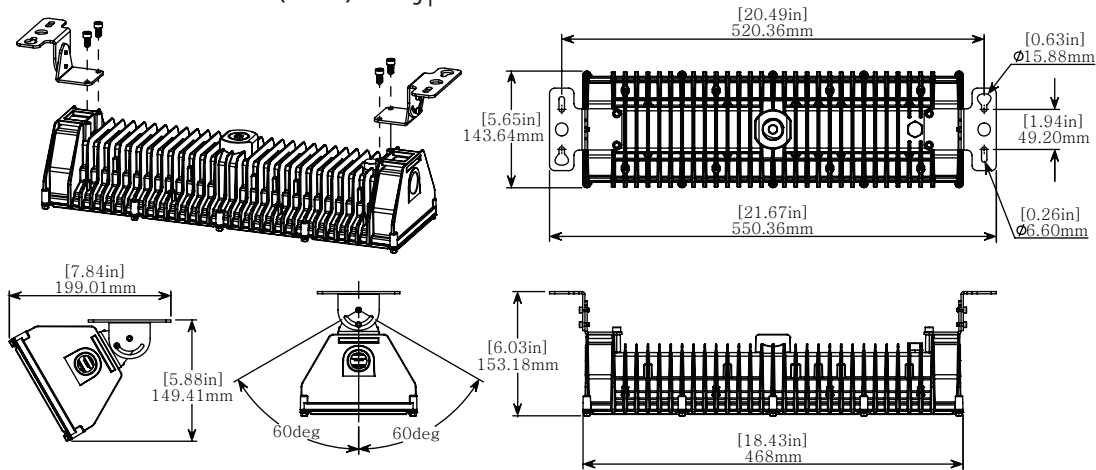


WALL MOUNT (BL-WM) : 3.1 kg | 6.8 lbs

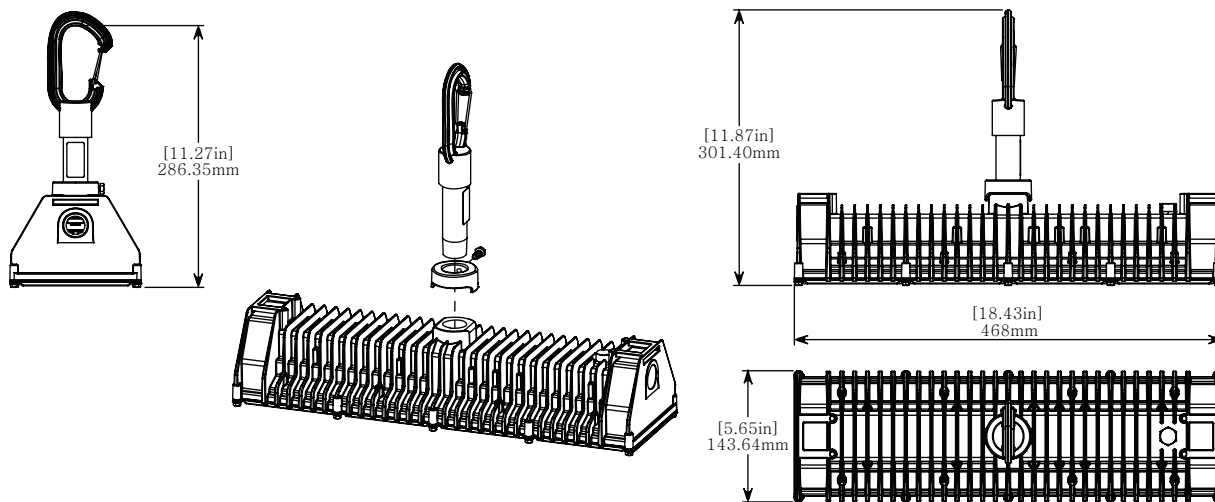


### MOUNTING OPTIONS (Ordered Separately)

#### ADJUSTABLE YOKE MOUNT (BL-YM) : 3.3 kg | 7.2 lbs

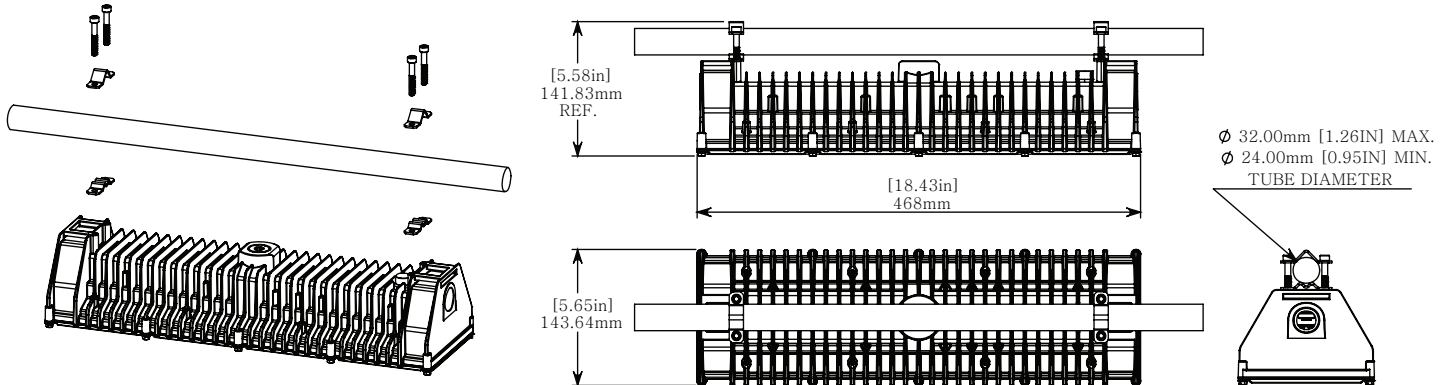


#### HOOK MOUNT (BL-HK) : 3.2 kg | 7.0 lbs

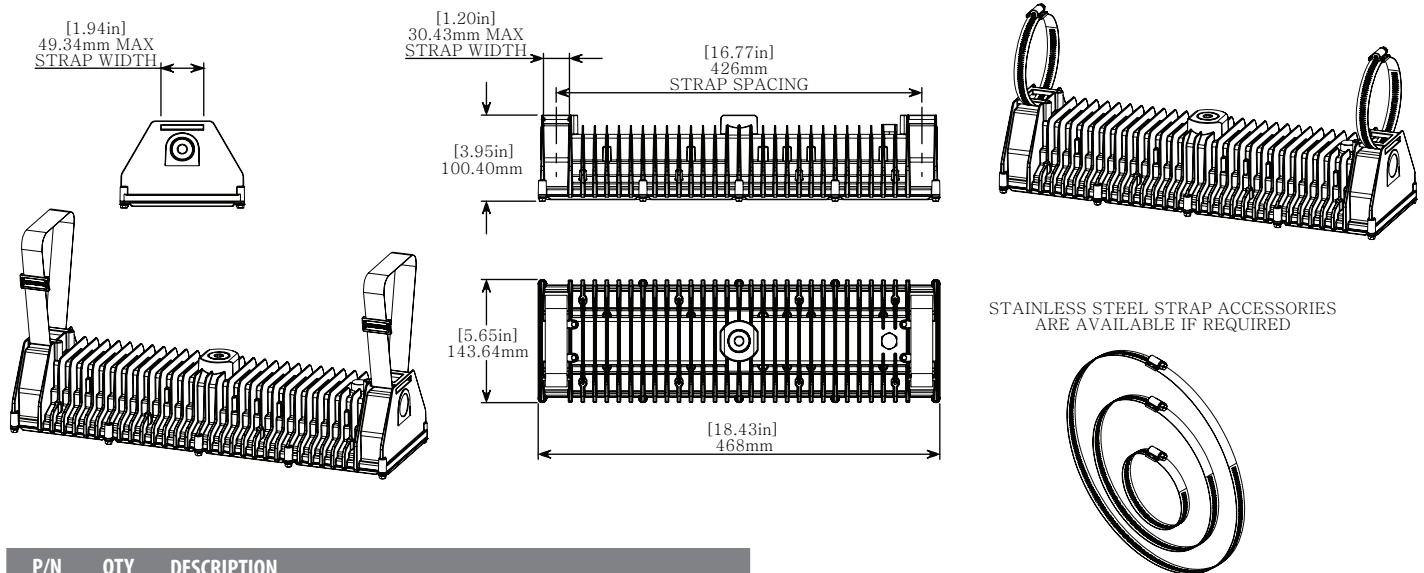


### MOUNTING OPTIONS (Ordered Separately)

#### TUBE CLAMP MOUNT (BL-TC) : 3.2 kg | 7.0 lbs



#### STRAP MOUNTING : 3.1 kg | 6.8 lbs



P/N	QTY	DESCRIPTION
STS12	2	Stainless steel tube clamp, fits 9 3/8" to 12" tubing diameter
STS9	2	Stainless steel tube clamp, fits 7 1/8" to 9 3/4" tubing diameter
STS8	2	Stainless steel tube clamp, fits 5 5/8" to 8 1/4" tubing diameter
STS6	2	Stainless steel tube clamp, fits 4 1/8" to 6 3/4" tubing diameter
STS5	2	Stainless steel tube clamp, fits 3 5/8" to 6 1/4" tubing diameter
STS4	2	Stainless steel tube clamp, fits 3 5/16" to 4 1/4" tubing diameter
STS3	2	Stainless steel tube clamp, fits 2 9/16" to 3 1/4" tubing diameter

## ORDERING INFORMATION

PROJECT NAME		TYPE
PROJECT LOCATION		
COMMENT		DATE
PREPARED BY		

## MODEL SELECTOR

Sample Number: BL40-50-GY-HZ-AC

MODEL	COLOUR	FINISH	LOCATION	VOLTAGE	OPTIONS
-	-	GY -	HZ -	AC -	
BL20 BL40	50 - 5000K(70CRI) Special Order: 27 - 2700K, 70CRI <sup>2</sup> 27H - 2700K, 90CRI <sup>2</sup> 30 - 3000K, 70CRI <sup>2</sup> 30H - 3000K, 90CRI <sup>2</sup> 40 - 4000K, 70CRI <sup>2</sup> 40H - 4000K, 90CRI <sup>2</sup> 50H - 5000K, 90CRI <sup>2</sup> 57 - 5700K, 70CRI <sup>2</sup> 57H - 5700K, 90CRI <sup>2</sup> 65 - 6500K, 70CRI <sup>2</sup> 65H - 6500K, 90CRI <sup>2</sup>	GY - Grey Custom finishes are available. Please contact for details. <sup>2</sup>	HZ - Hazardous Location	AC - 120-277VAC	GW - Glass window in stainless frame. <sup>2</sup>

## ACCESSORIES (Ordered Separately)<sup>3</sup>

Sample Number: BL-SM

ACCESSORY	FINISH
-	
BL-R-CC - Pendant/Conduit Mount BL-SM - Surface Mount <sup>1</sup> BL-WM - Wall Mount <sup>1,2</sup> BL-YM - Adjustable Yoke Mount <sup>1,2</sup> BL-HK - Hook Pendant Mount BL-TC - Tube Clamp Mount <sup>1,2</sup> BL-STSS## - Stainless Steel Straps (See pg. 5) <sup>1</sup>	GY - Grey

### NOTES:

1. Stainless steel mounting accessories have no colour code standard i.e. BL-SM.
2. Minimum order quantities, additional costs and lead times may apply.
3. Mounting hardware may be ordered with luminaire or as stand-alone hardware kits.