

KEY FEATURES

- Designed for marine and industrial applications
- Optimized thermal management with extruded aluminum housing
- Type II anodized housing withstands exposure to certain chemicals
- Sealed housing provided with 3ft cable
- Vented enclosure to prevent stress on electronics and gaskets
- Lightweight housing for deployment in complex projects
- Adjustable mounting bracket allows for 360° rotation



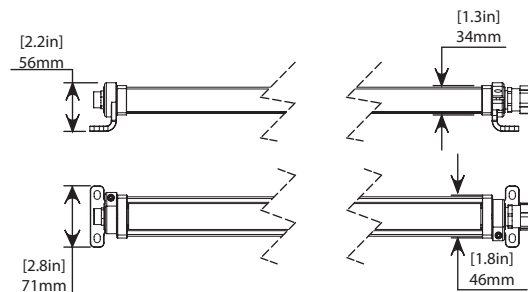
TECHNICAL SPECIFICATIONS / MAXIMUM RATINGS

HOUSING	Copper Free Aluminum and Polycarbonate Lens
MOUNTING	See Page 2 for DETAILS
INPUT VOLTAGE	120VAC ± 10% (60Hz)
POWER (TYP)	GS-1: 10W GS-2: 20W GS-3: 31W GS-4: 41W
CURRENT (TYP)	GS-1: 0.09A @ 120VAC GS-2: 0.17 @ 120VAC GS-3: 0.26A @ 120VAC GS-4: 0.34 @ 120VAC
CONNECTIONS	0.9m (3ft) Flying Lead
DIMMING	ELV Line dimmable
TEMPERATURE RANGE	-40°C to +65°C (Case ~30°C above ambient)
CERTIFICATIONS	Certified to UL 844, UL 1598, UL 1598A, UL 2108, UL 8750; CSA 22.2 No. 137, CSA 22.2 No. 250.0, CSA 22.2 No. 250.13; Class I, Division 2, Groups ABCD, T5**; Class II, Division 2, Groups FG, T4A**; Class III; Class I, Zone 2, Group IIC; Zone 22
INGRESS PROTECTION	IP66/67 Suitable for wet locations. Marine Outside type (Salt water).
COLOUR TEMP RANGE	50: 5000K Special Order: 2700-6500K
CRI VALUE (MIN)	50: 70
TOTAL LUMENS	GS-1: 582 GS-2: 1292 GS-3: 2003 GS-4: 2714
LUMEN MAINTENANCE	LM-80 > 60,500 hrs
WEIGHT	See Page 2 for DETAILS





* The ambient temperature during lifetime, lumen and chromaticity determination is 25°C ± 1°C.

** T3C for simultaneous exposure rating, Class I Div. 2 & Class II, Div. 2.

DIMENSIONS



GS Series Fixture Length:

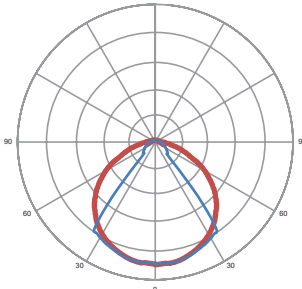
GS-1	393mm [15.5in]	
GS-2	672mm [26.5in]	
GS-3	952mm [37.5in]	
GS-4	1231mm [48.5in]	

WARRANTY

Five (5) year limited warranty to the original purchaser. The warranty covers defects in materials and workmanship under normal use and service.

For additional information see: <https://nemalux.com/legal>

OPTIC OPTIONS




W - Wide 100°


Model	Lumens
GS-1	582
GS-2	1292
GS-3	2003
GS-4	2714

MOUNTING OPTIONS

A - ADJUSTABLE MOUNTING BRACKET

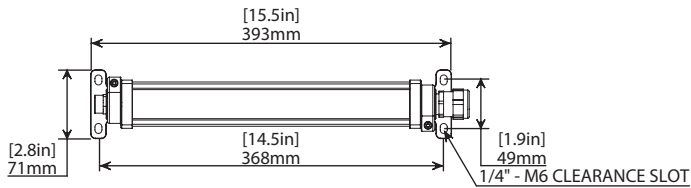


B - CARRIAGE BOLT/SURFACE MOUNT




MOUNTING DIMENSIONS

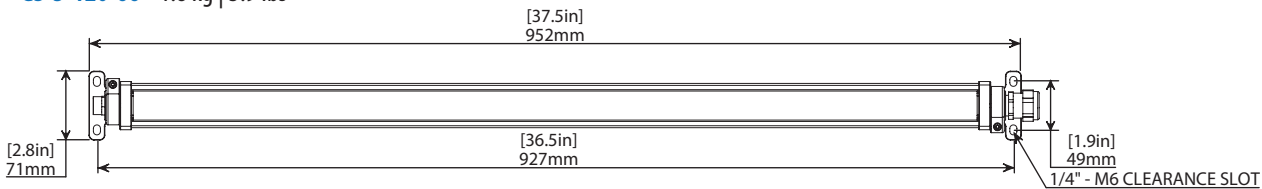
GS-1-120-66 0.8 kg | 1.8 lbs



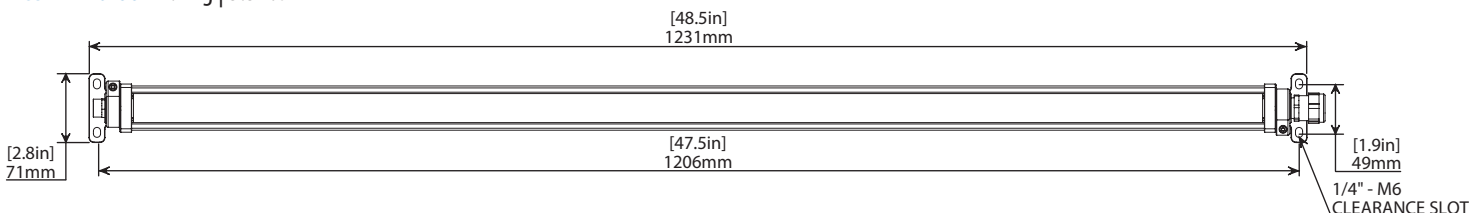
GS-2-120-66 1.2 kg | 2.6 lbs



GS-3-120-66 1.8 kg | 3.9 lbs



GS-4-120-66 2.4 kg | 5.3 lbs



ORDERING INFORMATION

PROJECT NAME		TYPE
PROJECT LOCATION		
COMMENT		DATE
PREPARED BY		

MODEL SELECTOR

Sample Number: GS-1-50-W-BLK-H-120-66-A

MODEL	COLOUR	OPTIC	FINISH	LOCATION	VOLTAGE	INGRESS	MOUNT
-	-	W -	BLK -	H -	120 -	66 -	
GS-1 GS-2 GS-3 GS-4	50 - 5000K Special Order: 30 - 3000K ^{1,2} 35 - 3500K ¹ 40 - 4000K ¹ 45 - 4500K ¹ 55 - 5500K ¹ 65 - 6500K ¹	W - Wide Beam (No Optic)	BLK - Black Custom finishes are available. Please contact for details. ¹	H - Hazardous Locations	120 - 120 VAC	66 - IP66	A - Adjustable B - Carriage Bolt

NOTES:

1. Minimum order quantities, additional costs and lead times may apply.
2. IDA Fixture Seal of Approval only applies to fixtures with a CCT of 3000K or less, and have fixed mounts aiming the fixture perpendicular to the ground.