

KEY FEATURES

- Designed for a wide range of hazardous location applications
- Wide range of optical distribution patterns for superior lighting quality
- Field serviceable LED light engines, power supply, and components
- Approved for through-wiring of several units on a single circuit
- Optimized thermal management of electronics for longevity
- Built-in junction area for simplified termination
- 8 mounting options for installation flexibility

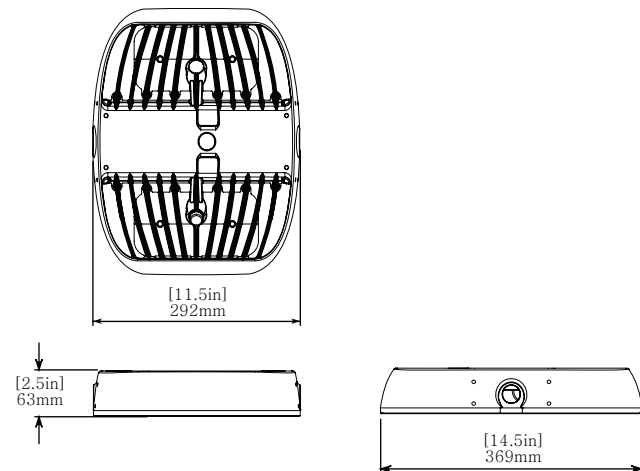


TECHNICAL SPECIFICATIONS / MAXIMUM RATINGS

HOUSING	Copper free aluminium and polycarbonate lens
MOUNTING	See pages 3 and 4 for MOUNTING OPTIONS
INPUT VOLTAGE	AC: 120-277VAC (50/60 Hz) HV: 347VAC±10%VAC (50/60 Hz)
POWER (TYP)	MR3: AC - 30W HV - 35W MR6: AC - 60W HV - 69W
CURRENT (TYP)	MR3: AC - 0.25A@120 VAC HV - 0.10A@347 VAC MR6: AC - 0.50A@120 VAC HV - 0.20A@347 VAC
CONNECTIONS	3x 3/4" NPT entries
DIMMING	0-10V Dimmable, Class 1 wiring See CHART on page 2
TEMPERATURE RANGE	-40°C to +55°C (Case ~20°C above ambient)
CERTIFICATIONS	Certified to UL 844, UL 1598, UL 1598A & UL 8750; CSA C22.2 No. 137, CSA C22.2 No. 250.0 & CSA C22.2 No. 250.13; Class I, Division 2, Groups ABCD, T4; Class II, Division 2, Groups FG, T4A; Class III; Class I, Zone 2, Groups IIC; Zone 22
INGRESS PROTECTION	IP66/67 Suitable for wet locations
COLOUR TEMP RANGE	50: 5000K Special Order: 2700-6500K
CRI VALUE (MIN)	50: 70
TOTAL LUMENS	See CHART on page 2
LUMEN MAINTENANCE	LM-80 > 60,000 hrs
WEIGHT	4.6 kg 10.4 lbs

*The ambient temperature during lifetime, lumen and chromaticity determination is 25°C ± 1°C.

DIMENSIONS

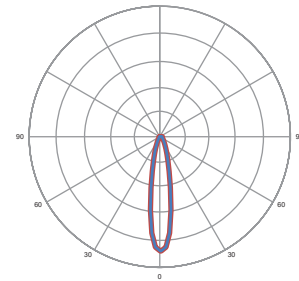
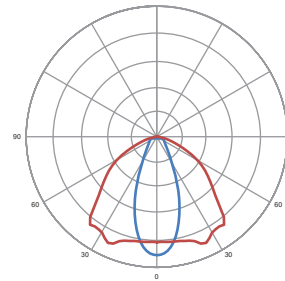
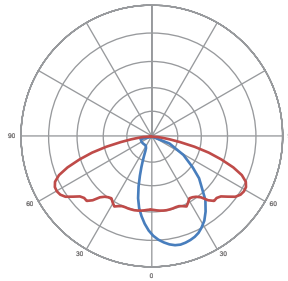
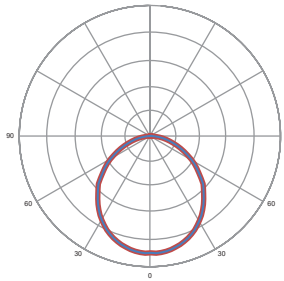


WARRANTY

Five (5) year limited warranty to the original purchaser. The warranty covers defects in materials and workmanship under normal use and service.

For additional information see: <https://nemalux.com/legal>

OPTIC OPTIONS



AC & HV MODELS (5000K CCT, minimum 70CRI)

WF - Wide Beam (No Optic)

LUMEN OUTPUT (50)	
MR3	3393
MR6	6283

T2F - IESNA Type 2

LUMEN OUTPUT (50)	
MR3	2980
MR6	5520

OF - Oval 26° x 108°

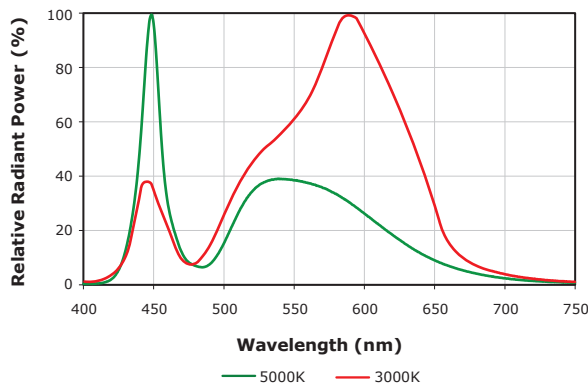
LUMEN OUTPUT (50)	
MR3	3290
MR6	6090

SF - Spot 18°

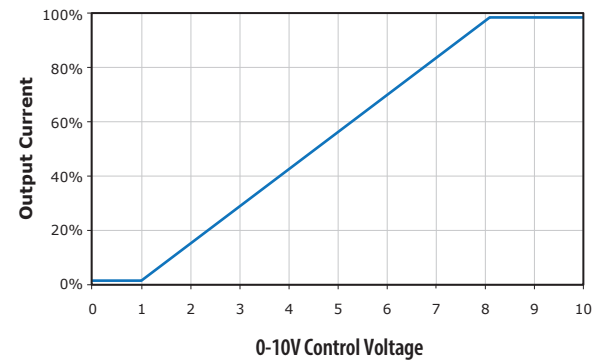
LUMEN OUTPUT (50)	
MR3	3380
MR6	6265

*Note: Standard offering above, 13 alternate optical profiles available upon request.
Contact Nemalux sales representative for further details. Minimum order quantities, additional costs and lead times may apply.*

PHOTOMETRICS



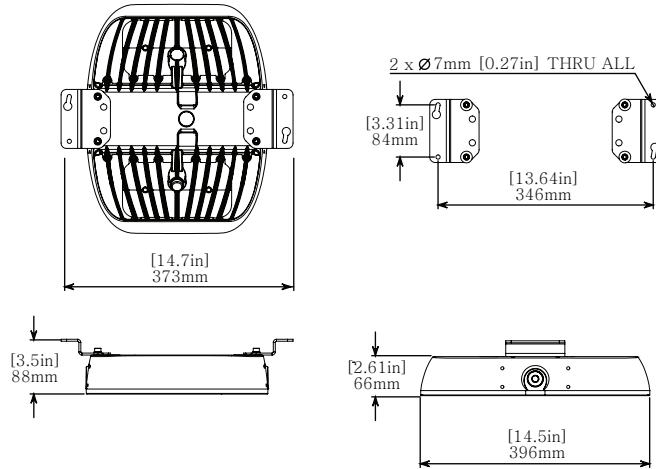
DIMMING



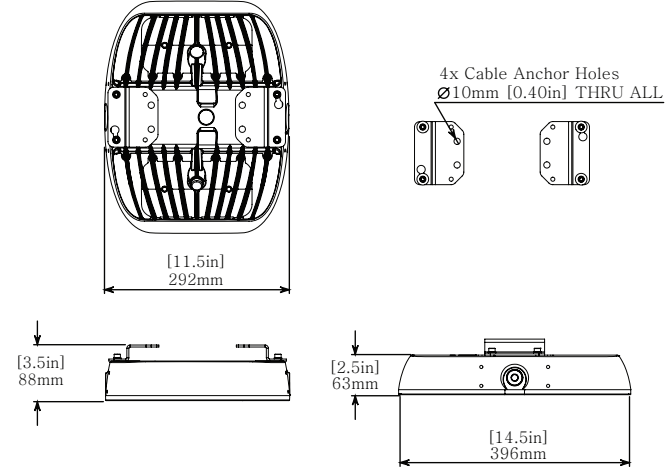
- Driver will source a maximum of 200uA for control needs
- Controller must sink current from the 0-10V control leads

MOUNTING OPTIONS (Order Separately)

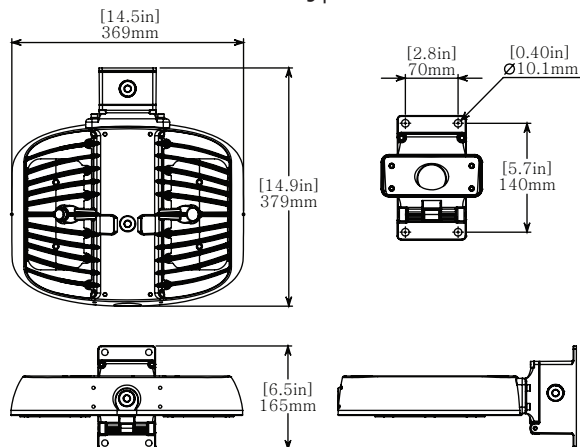
SURFACE MOUNT (MR-SM) : 5.3 kg | 11.7 lbs



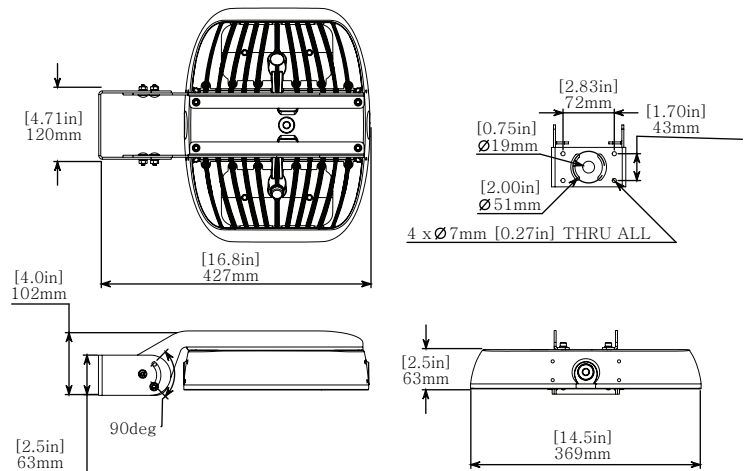
SUSPENDED MOUNT (MR-SM) : 5.3 kg | 11.7 lbs



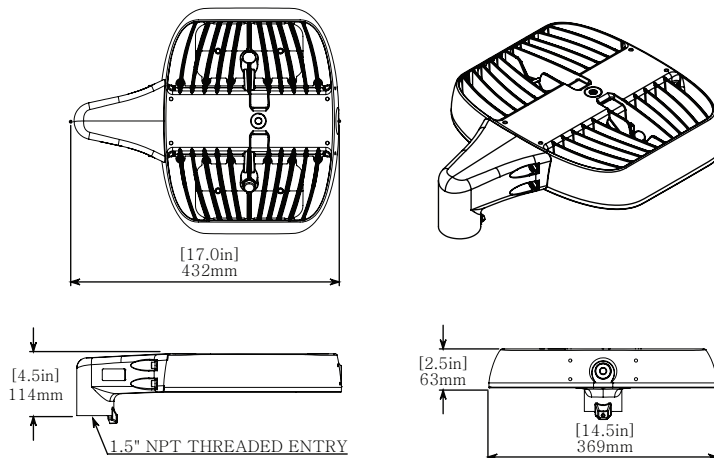
WALL MOUNT 2 (MR-WM2) : 5.8 kg | 12.9 lbs



YOKE MOUNT (MR-YM) : 6.2kg | 13.9lbs | EPA: 0.12 m² / 1.29 ft²

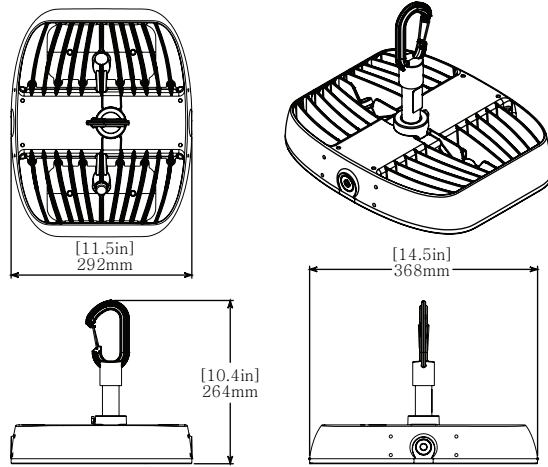


POLE MOUNT (MR-PM-GY) : 5.64 kg | 12.4 lbs | EPA: 0.04 m² / 0.44 ft²

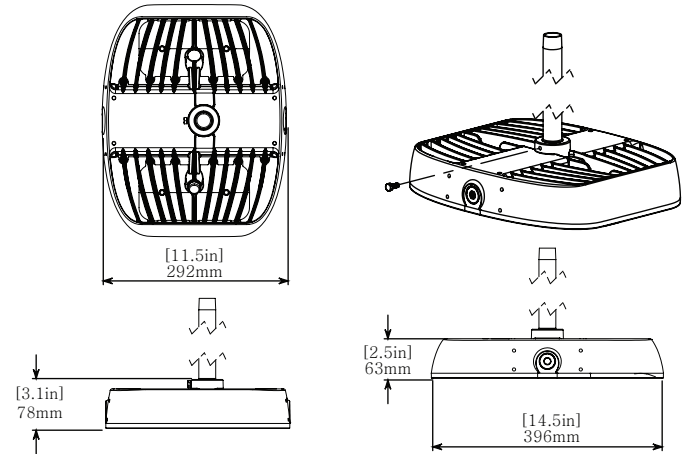


MOUNTING OPTIONS (Order Separately)

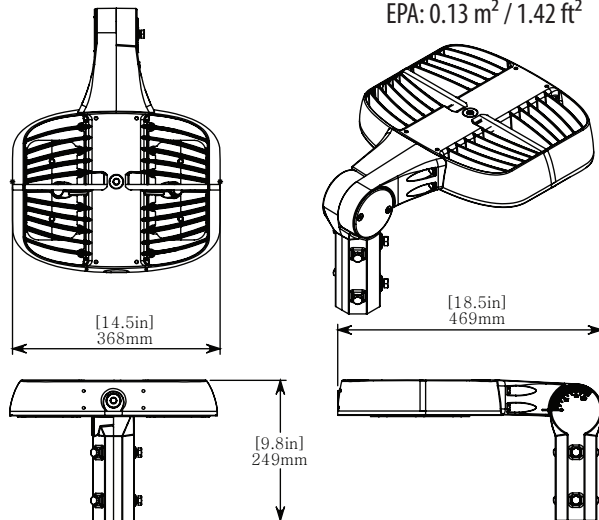
HOOK PENDANT MOUNT (MR-HK-GY) : 5.0 kg | 11.3 lbs



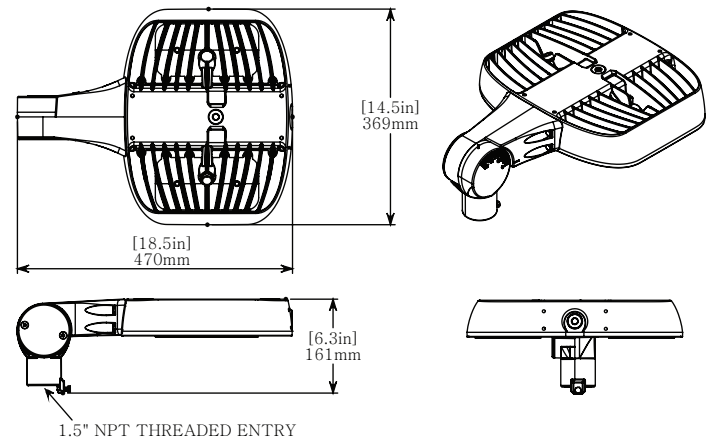
CONDUIT CONNECTION (MR-CC) : 5.3 kg | 11.7 lbs



SLIP FITTER YOKE MOUNT (MR-SFY-GY) : 6.55 kg | 14.7 lbs
EPA: 0.13 m² / 1.42 ft²

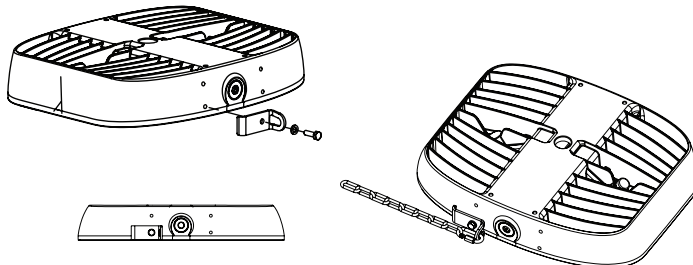


THREADED ADJUSTABLE POLE MOUNT (MR-SFY-1.5) : 6.0 kg | 13.9 lbs
EPA: 0.13 m² / 1.42 ft²



Stepped to accept either 1.5" Trade size (1-13/16" [46mm] to 2" [50mm] OD) & 2" Trade size (2-1/8" [53mm] to 2-7/16" [63mm])

SECONDARY SAFETY (MR-SK-##)



##represents the safety chain length in feet (i.e. 05=5', 10=10').
Secondary Safety Kit contains bracket, stainless steel chain (1/8 trade size), and two stainless steel oval threaded connecting links.

ORDERING INFORMATION

PROJECT NAME		TYPE
PROJECT LOCATION		
COMMENT		DATE
PREPARED BY		

MODEL SELECTOR

Sample Number: MR6-50-WF-GY-HZ-AC

MODEL	COLOUR	OPTIC	FINISH	LOCATION	POWER
-	50 -	-	GY -	HZ -	
MR3 MR6 ⁶	50 - 5000K Special Order: 27 - 2700K ^{1,3} 30 - 3000K ^{1,3} 35 - 3500K ¹ 40 - 4000K ¹ 45 - 4500K ¹ 57 - 5700K ¹ 65 - 6500K ¹	WF - Wide Beam (No optics) Special Order: T1F - IESNA Type 1 ¹ T2F - IESNA Type 2 ¹ T3F - IESNA Type 3 ¹ T4F - IESNA Type 4 ¹ T5F - IESNA Type 5 ¹ SF - Spot 18° ¹ TF - Tight 32° ¹ MF - Medium 50° ¹ OF - Oval 26° x 108° ¹ PXF - Asymmetric 20° x 80° w/ 45° forward kick ¹ FNF - Asymmetric 90° x 22° w/ 45° forward kick ¹ 2WF - Asymmetric 135° x 55° w/ 25° forward kick ¹ 3WF - Asymmetric 155° x 55° w/ 30° forward kick ¹ W1F - Asymmetric 150° x 52° w/ 30° forward kick ¹ DNF - Asymmetric 105° x 55° w/ 25° forward kick ¹ XWF - Asymmetric 135° x 170° w/ 75° forward kick ¹	GY - Grey Custom finishes are available. Please contact for details. ¹	HZ - Hazardous Locations	AC - 120-277VAC HV - 347VAC

ACCESSORIES (Order Separately)

Sample Number: MR-WM2-GY

ACCESSORY	FINISH	LOCATION
-	GY -	HZ
MR-SM - Surface Mount ^{2,3} MR-WM2 - Wall Mount 2 ³ MR-PM - Pole Mount ³ MR-HK - Hook Pendant Mount MR-CC - Conduit Connection ³ MR-YM - Yoke Mount ² MR-SFY - Slip Fitter Yoke Mount MR-SFY-1.5 - Threaded Adjustable Pole Mount MR-SK-## - Secondary Safety ^{2,4}	GY - Grey Custom finishes are available. Please contact for details. ¹	HZ - Hazardous Location ⁵

DLC listed models chart:

DesignLights Consortium (DLC) v5.1 Qualified LED Luminaire Listings			
Model No.	Category	General Application	Classification
MR6-[50,CW]-WF-xx-yy-[AC,HV]-zz	Outdoor Luminaires	Mid Output	DLC Standard

NOTES:

1. Minimum order quantities, additional costs and lead times may apply.
2. Surface mount & Yoke mount only available in stainless steel finish.
3. IDA Fixture Seal of Approval only applies to fixtures with a CCT of 3000K or less, and have fixed mounts aiming the fixture perpendicular to the ground.
4. ## represents the safety chain length in feet (i.e. 05=5', 10=10').
Secondary safety kit contains bracket, stainless steel chain (1/8 trade size), and two stainless steel oval threaded connecting links.
5. HZ only applicable to slip fitter yoke mount (MR-SFY-GY-HZ).
6. See DLC listed models chart.