

KEY FEATURES

- IP68 - Fully encapsulated and suitable for permanent submersion (up to 25ft depth)
- Triple layer coating to weather extreme environments
- Optional 0-10v dimming available (class 1 wiring)
- UL marine approval, outside type (saltwater)
- -40°C to +55°C operating range
- Rated for wet & dry locations
- Designed for harsh locations



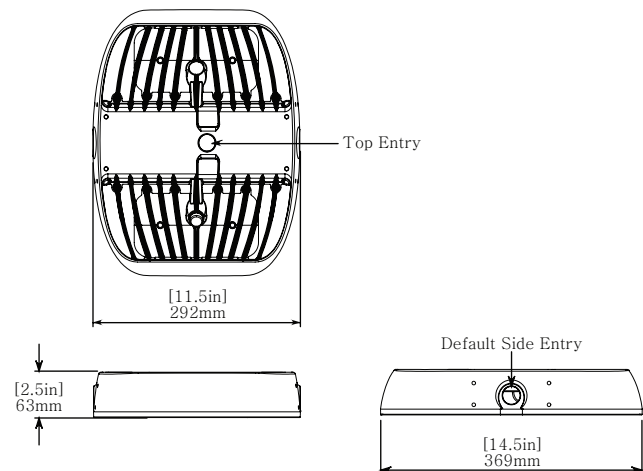
TECHNICAL SPECIFICATIONS / MAXIMUM RATINGS

HOUSING	Copper free aluminum and polycarbonate lens
MOUNTING	See page 3 for MOUNTING OPTIONS
INPUT VOLTAGE	AC: 120-277VAC (50/60 Hz) HV: 347VAC±10%VAC (50/60 Hz)
POWER (TYP)	MR6: AC - 30W HV - 35W MR6: AC - 60W HV - 69W
CURRENT (TYP)	MR3: AC - 0.25A@120 VAC HV - 0.10A@347 VAC MR6: AC - 0.50A@120 VAC HV - 0.20A@347 VAC
CONNECTIONS	Unless otherwise specified, luminaire supplied with 3.3 meter (10ft) 18/3 S00W 9.3mm (0.365") diameter cord wired from side entry. 0-10V dimming is only possible if 18/5 S00W 11.9mm (0.47") diameter cord is specified.*
DIMMING	0-10V Dimmable, Class 1 wiring See CHART on page 2
TEMPERATURE RANGE	-40°C to +55°C (Case ~20°C above ambient)**
CERTIFICATIONS	Certified to UL 1598, UL 1598A & UL 8750; CSA C22.2 No. 250.0, CSA C22.2 No. 250.13
INGRESS PROTECTION	IP68 - Fully encapsulated and suitable for permanent submersion (up to 25ft depth) and dry operations
COLOUR TEMP RANGE	50: 5000K Special Order: 2700-6500K See page 4 for DETAILS
CRI VALUE (MIN)	50: 70
TOTAL LUMENS	See page 2 for DETAILS
LUMEN MAINTENANCE	LM-80 > 60,000 hrs
WEIGHT	6 kg 13.2 lbs

*Contact us for alternative cord length, cord type, cord entry and cable gland selection.

**The ambient temperature during lifetime, lumen and chromaticity determination is 25°C ± 1°C.

DIMENSIONS

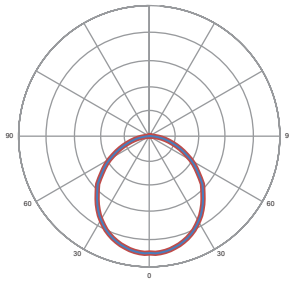


WARRANTY

Five (5) year limited warranty to the original purchaser. The warranty covers defects in materials and workmanship under normal use and service.

For additional information see: <https://nemalux.com/legal>

OPTIC OPTIONS

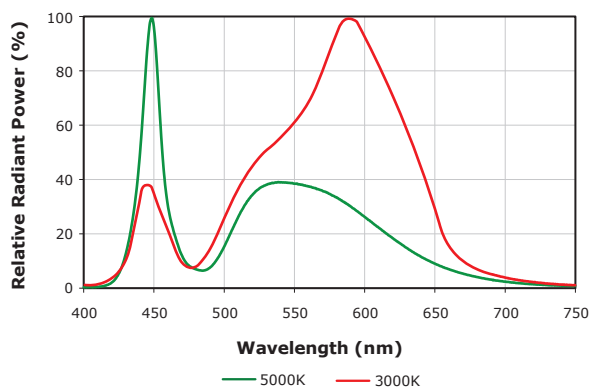


AC & HV MODELS (5000K CCT, minimum 70CRI)

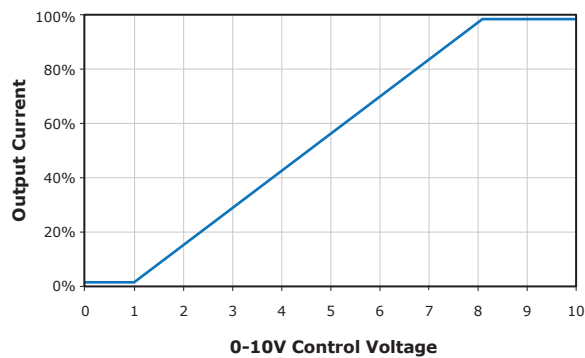
WF - Wide Beam (No Optic)

LUMEN OUTPUT (50)	
MR3	2700
MR6	5025

PHOTOMETRICS



OPTIONAL 0-10V DIMMING*

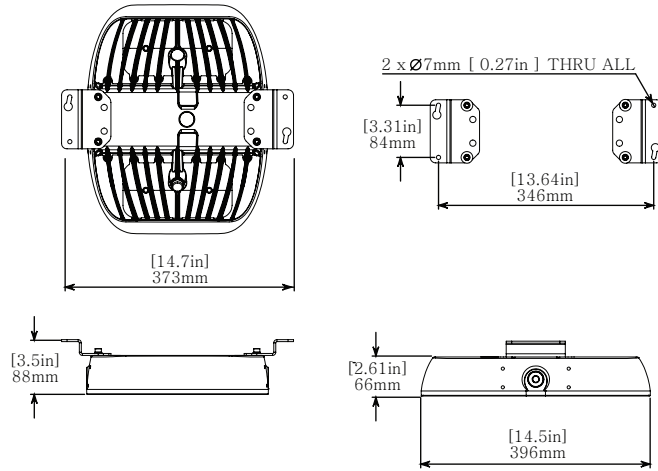


- Driver will source a maximum of 200uA for control needs
- Controller must sink current from the 0-10V control leads

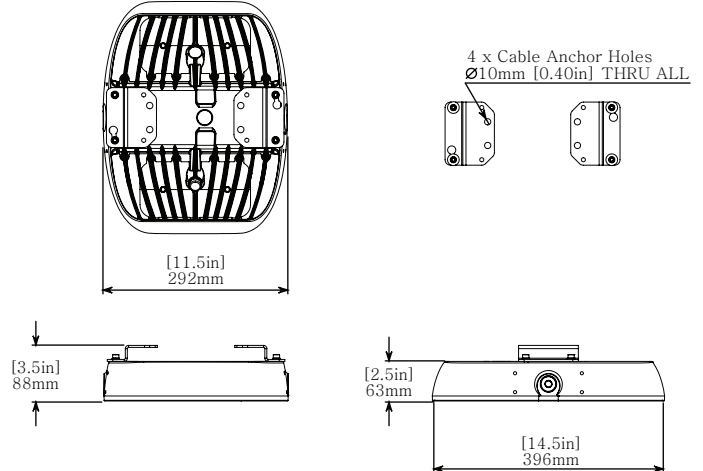
**Contact us to specify dimming models and cord requirements*

MOUNTING OPTIONS (Order Separately)

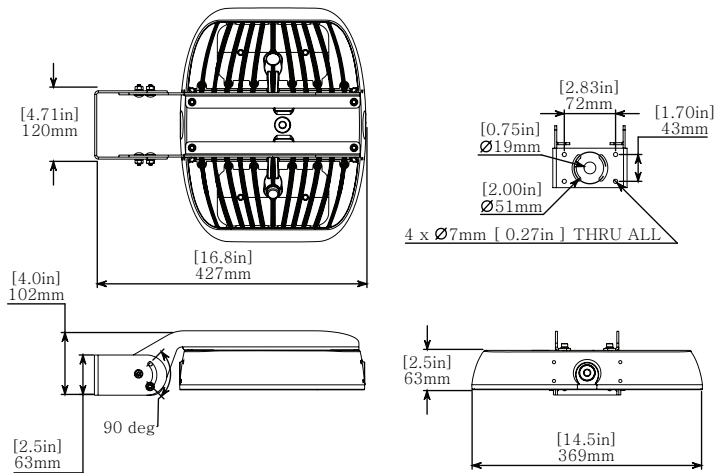
SURFACE MOUNT (MR-SM) : 6.7 kg | 14.5 lbs



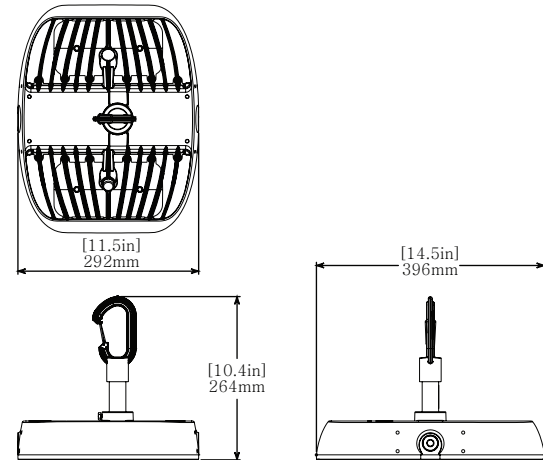
SUSPENDED MOUNT (MR-SM) : 6.7 kg | 14.5 lbs



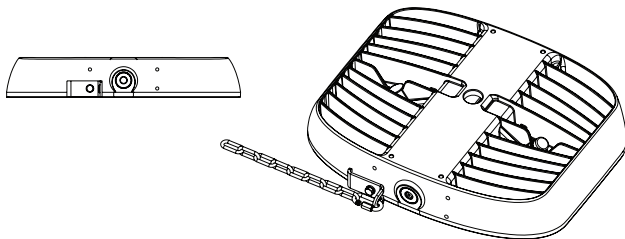
YOKE MOUNT (MR-YM) : 7.6 kg | 16.8 lbs | EPA: 0.12 m² / 1.29 ft²



HOOK PENDANT MOUNT (MR-HK-GY) : 6.4 kg | 14.1 lbs



SECONDARY SAFETY (MR-SK-##)



ORDERING INFORMATION

PROJECT NAME		TYPE
PROJECT LOCATION		
COMMENT		DATE
PREPARED BY		

MODEL SELECTOR

Sample Number: MR6-50-WF-GY-EN-AC

MODEL	COLOUR	OPTIC	FINISH	LOCATION	POWER
-	-	GY -	GY -	EN -	
MR3 MR6	50 - 5000K Special Order: 27 - 2700K ^{1,3} 30 - 3000K ^{1,3} 35 - 3500K ¹ 40 - 4000K ¹ 45 - 4500K ¹ 57 - 5700K ¹	WF - Wide Beam (No optics)	GY - Grey Custom finishes are available. Please contact for details. ¹	EN - Fully Encapsulated	AC - 120-277VAC HV - 347VAC

ACCESSORIES (Order Separately)

Sample Number: MR-HK-GY

ACCESSORY	FINISH
-	
MR-SM - Surface Mount ^{2,3} MR-HK - Hook Pendant Mount ³ MR-YM - Yoke Mount ² MR-SK-## - Secondary Safety ^{2,4}	GY - Grey Custom finishes are available. Please contact for details. ¹

NOTES:

1. Minimum order quantities, additional costs and lead times may apply.
2. Only available in stainless steel finish.
3. IDA fixture seal of approval only applies to fixtures with a CCT of 3000K or less, and have fixed mounts aiming the fixture perpendicular to the ground.
4. ## represents the safety chain length in feet (i.e. 05=5', 10=10'). Secondary safety kit contains bracket, stainless steel chain (1/8 trade size), and two stainless steel oval threaded connecting links.