

KEY FEATURES

- Designed for hazardous location use
- Thermal separation of LED and power supply allows max ambient temperatures of up to +50°C
- Field serviceable light engines, power supply, and components to extend system life
- Wide range of optical distribution patterns for superior lighting quality
- Approved for through-wiring of several units on a single circuit
- Built-in junction area for simplified termination
- 8 mounting options for installation flexibility



LC21CA19098-1X

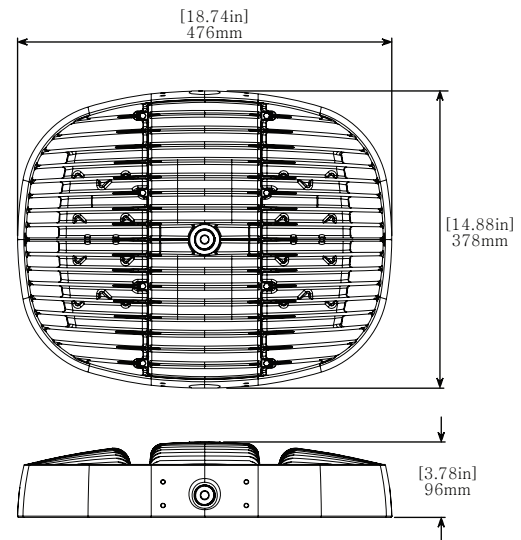


TECHNICAL SPECIFICATIONS / MAXIMUM RATINGS

HOUSING	Copper free aluminium and polycarbonate lens
MOUNTING	See Pages 2 and 3 for MOUNTING OPTIONS
INPUT VOLTAGE	AC: 120-277 VAC HV: 347-480VAC (50/60Hz)
POWER (TYP)	XR8: AC: 47W HV: 49W XR10: AC: 55W HV: 58W XR15: AC: 84W HV: 91W XR20: AC: 143W HV: 148W
CONNECTIONS	3x 3/4" NPT Entries
DIMMING	0-10V Dimmable, Class 1 wiring See CHART on Page 2
TEMPERATURE RANGE	-50°C to +50°C
CERTIFICATIONS	Conforms to: CSA C22.2 NO. 60079-0:19, CSA-C22.2 NO. 60079-31:15, CSA-C22.2 No. 250.13:20, CSA-C22.2 No. 250.0:18 Ex tb IIIC Db T92°C -50°C <Ta< +50°C Zone 21
INGRESS PROTECTION	IP66 Suitable for wet locations. Marine outside type (salt water).
COLOUR TEMP RANGE	50: 5000K Special Order: 2700-6500K
CRI VALUE (MIN)	70
TOTAL LUMENS	See CHART on Page 2
LUMEN MAINTENANCE	LM-80 > 100,000 hrs
WEIGHT	8.1 kg 17.8 lbs

* The ambient temperature during lifetime, lumen and chromaticity determination is 25°C ± 1°C.

DIMENSIONS

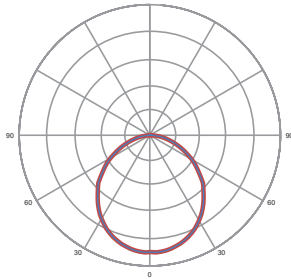


WARRANTY

Five (5) year limited warranty to the original purchaser. The warranty covers defects in materials and workmanship under normal use and service.

For additional information see: <https://nemalux.com/legal>

OPTIC OPTIONS



WC - Wide Beam (No Optics)

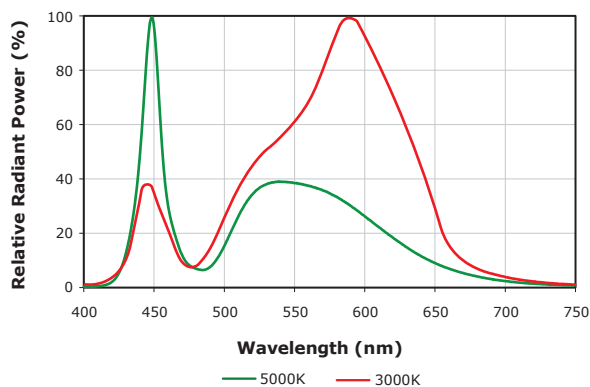
AC MODELS (5000K CCT, minimum 70CRI)

MODEL	LUMENS	WATTS	LUMENS/WATT
XR8	7093	47	151
XR10	8267	55	150
XR15	12866	84	153
XR20	20550	143	144

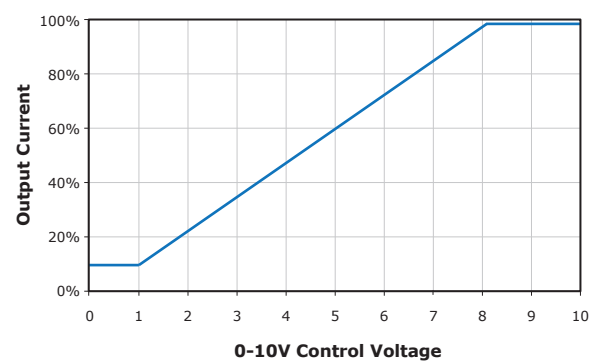
HV MODELS (5000K CCT, minimum 70CRI)

MODEL	LUMENS	WATTS	LUMENS/WATT
XR8	7093	49	145
XR10	8267	58	143
XR15	12866	91	141
XR20	20550	148	139

PHOTOMETRICS



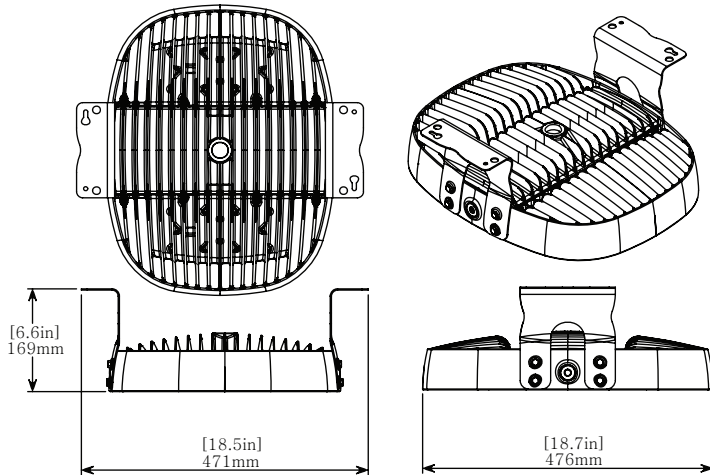
DIMMING



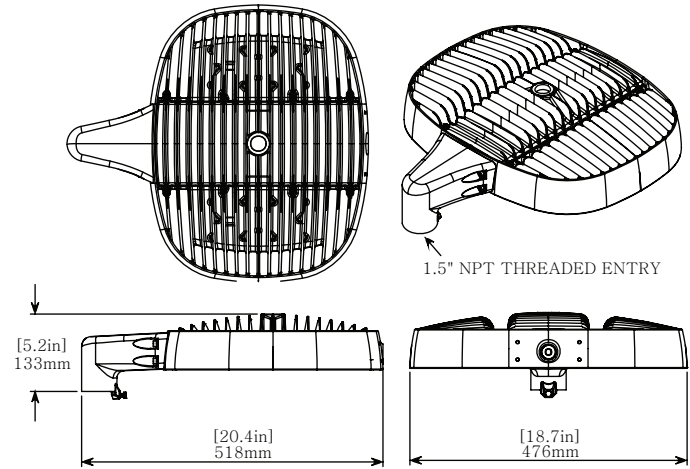
- Driver will source a maximum of 200uA for control needs
- Controller must sink current from the 0-10V control leads

MOUNTING OPTIONS (Ordered Separately)

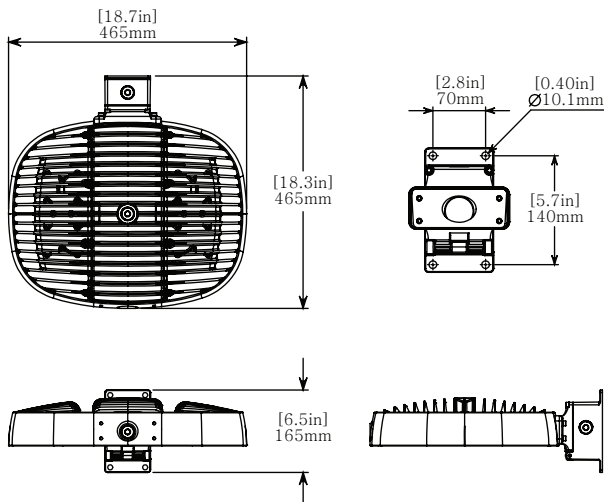
SURFACE/SUSPENDED MOUNT (XR-SM) : 8.5 kg | 18.7 lbs



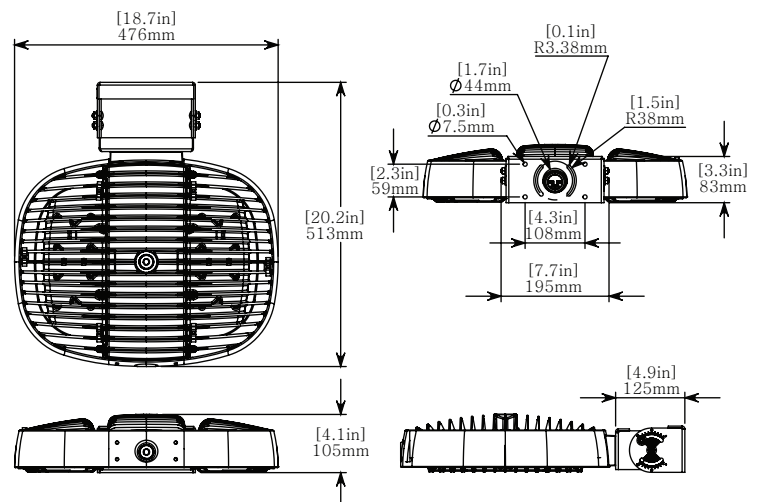
POLE MOUNT (XR-PM) : 8.6 kg | 18.9 lbs | EPA: 0.05 m² / 0.49 ft²



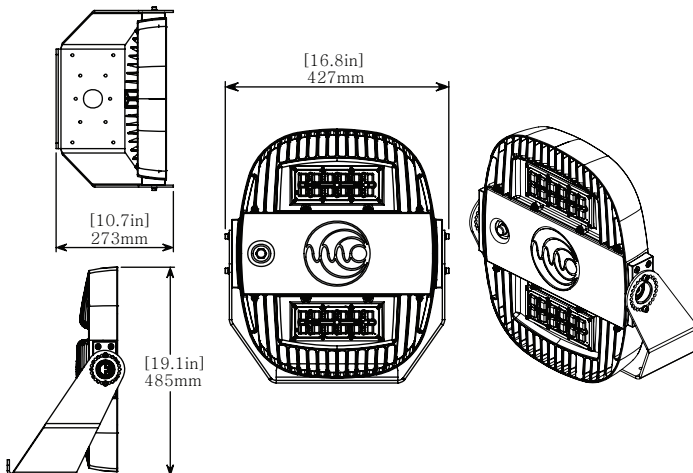
WALL MOUNT 2 (XR-WM2) : 9.3 kg | 20.3 lbs



YOKE MOUNT (XR-YM) : 8.7 kg | 21.4 lbs | EPA: 0.17 m² / 1.80 ft²

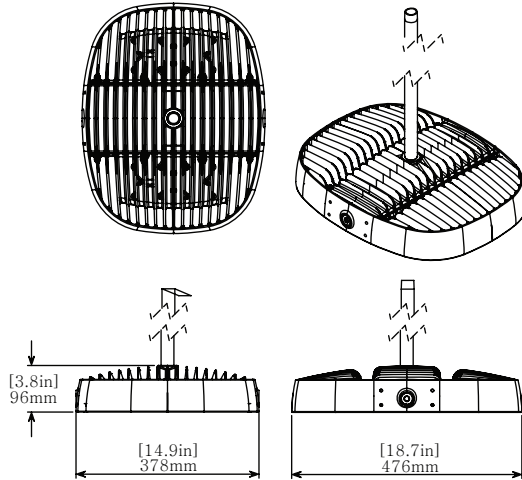


HIGH VIBRATION YOKE (XR-YK) : 12.9 kg | 28.3 lbs | EPA: 0.23 m² / 2.43 ft²

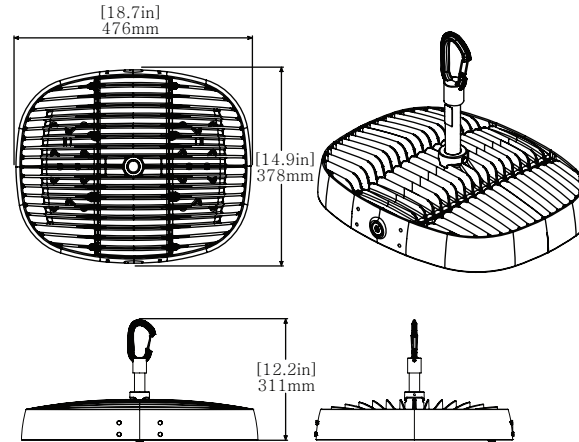


MOUNTING OPTIONS (Ordered Separately)

CONDUIT ROTATION LOCK (XR-CC) : 8.2 kg | 18.0 lbs

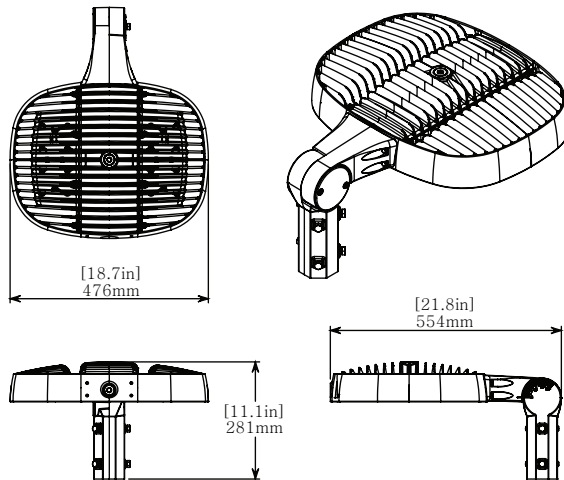


HANGING PENDANT (XR-HK) : 8.5 kg | 18.7 lbs



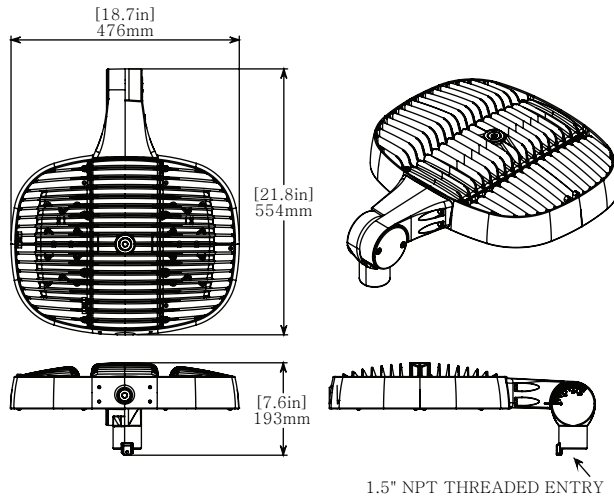
****Per NEC 314.23H2 pendant/conduit installation below 8ft (2.4m) requires the use of an anti-rotation mechanism. XR-CC accessory required. Order separately.**

SLIP FITTER YOKE MOUNT (XR-SFY) : 10.05 kg | 22.1 lbs
EPA: 0.18 m² / 1.99 ft²



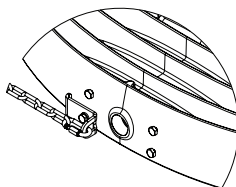
Stepped to accept either 1.5" Trade size (1-13/16" [46mm] to 2" [50mm] OD) & 2" Trade size (2-1/8" [53mm] to 2-7/16" [63mm])

THREADED ADJUSTABLE POLE MOUNT (XR-SFY-1.5) : 9.5 kg | 21.3 lbs
EPA: 0.18 m² / 1.99 ft²



1.5" NPT THREADED ENTRY

SECONDARY SAFETY KIT (XR-SK-##) : 8.2 kg | 18.0 lbs



represents the safety chain length in feet (i.e. 05=5', 10=10').
Secondary Safety Kit contains bracket, stainless steel chain (1/8 trade size),
and two stainless steel oval threaded connecting links.

ORDERING INFORMATION

PROJECT NAME		TYPE
PROJECT LOCATION		
COMMENT		DATE
PREPARED BY		

MODEL SELECTOR

Sample Number: XR20-50-WC-GY-Z21-AC

MODEL	COLOUR	OPTIC	FINISH	LOCATION	POWER
-	-	WC	GY	Z21	-
XR8 XR10 XR15 XR20	50 - 5000K, 70CRI Special Order: 27 - 2700K, 70CRI ^{1,3} 27H - 2700K, 90CRI ^{1,3} 30 - 3000K, 70CRI ^{1,3} 30H - 3000K, 90CRI ^{1,3} 35 - 3500K, 80CRI ¹ 35H - 3500K, 90CRI ¹ 40 - 4000K, 70CRI ¹ 40H - 4000K, 90CRI ¹ 50H - 5000K, 90CRI ¹ 57 - 5700K, 70CRI ¹ 57H - 5700K, 90CRI ¹ 65 - 6500K, 70CRI ¹ 65H - 6500K, 90CRI ¹	WC - Wide Beam (No optics)	GY - Grey Custom finishes are available. Please contact for details. ¹	Z21 - Hazardous Location	AC - 120-277VAC HV - 347-480VAC

ACCESSORIES (Ordered Separately)

Sample Number: XR-WM2-GY

ACCESSORY	FINISH
-	GY
XR-SM - Surface/Suspended Mount ^{2,3} XR-PM - Pole Mount ³ XR-WM2 - Wall Mount ^{2,3} XR-HK - Hanging Pendant Mount ³ XR-YM - Yoke Mount ² XR-YK - High Vibration Yoke Mount ² XR-CC - Conduit Rotation Lock Mount XR-SFY - Slip Fitter Yoke Mount XR-SFY-1.5 - Threaded Adjustable Pole Mount XR-SK-## - Secondary Safety Kit ^{2,4} XR-SP-AC - Surge Suppressor ⁵ XR-SP-HV - Surge Suppressor ⁵	GY - Grey Custom finishes are available. Please contact for details. ¹

Surge suppressor options:

XR-SP-AC – 277V FOR USE WITH -AC XR MODELS

-Protects against surges and transients per ANSI C62.41-2002 category C high (10KV, 1.2/50µs & 10KA, 8/20µs) standard Combo waves and (6KV, 100KHz) Ring wave

-Protects against surges and transients per new ANSI C82.77-5 2015 category C high (20KV, 1.2/50µs & 10KA, 8/20µs) standard Combo waves and (6KV, 100KHz) Ring wave

XR-SP-HV – 480V FOR USE WITH -HV XR MODELS

-Protects against surges and transients per ANSI C62.41-2002 category C high (10KV, 1.2/50µs & 10KA, 8/20µs) standard Combo waves and (6KV, 100KHz) Ring wave

-Protects against surges and transients per new ANSI C82.77-5 2015 category C high (20KV, 1.2/50µs & 10KA, 8/20µs) standard Combo waves and (6KV, 100KHz) Ring wave

NOTES:

1. Minimum order quantities, additional costs and lead times may apply.
2. Only available in stainless steel finish.
3. IDA Fixture Seal of Approval only applies to fixtures with a CCT of 3000K or less, and have fixed mounts aiming the fixture perpendicular to the ground.
4. ## represents the safety chain length in feet (i.e. 05=5', 10=10').
Secondary safety kit contains bracket, stainless steel chain (1/8 trade size), and two stainless steel oval threaded connecting links.
5. See surge suppressor options.